



Robot Cataloger


**Using Macro Express to transfer records
from MS Access to Voyager**

Martha Gunnarson
July 25, 2006
NEVUG



Part III

The Nitty and the Gritty



Macro Script

- Repeat Start (Repeat 300 times)
- Activate Window: "Projects test records"
- Text Type: <END>
- Clipboard Empty
- Text Type: <TAB>
- Clipboard Copy
- Delay 400 Milliseconds
- Variable Set String %T1% from Clipboard
- Clipboard Empty


Set to 1 or 2
when testing!

Access is set to
highlight field
contents when
tabbing*

Copied text is saved to a variable for
later use

*Options, Keyboard, Behavior entering field

Avoid some unintended consequences!



Text Type: <TAB>
Clipboard Copy
Delay 400 Milliseconds
Variable Set String %T4% from Clipboard
If Variable %T4% contains "&"
Variable Set String %T40% from Clipboard
Replace "&" with " and" in %T40%
End If
Clipboard Empty
If Variable %T40% contains ":"
Variable Set String %T40% from Clipboard
Replace ":" with " -" in %T40%
End If
Clipboard Empty

always pair
If ... End If
statements

Empty the
clipboard
after setting
variables



A Text Type: <TAB>
Clipboard Copy
Delay 400 Milliseconds
Variable Set String %T32% from Clipboard
Clipboard Empty
A Text Type: <TAB>
Clipboard Copy
Delay 400 Milliseconds
Variable Set String %T33% from Clipboard
Clipboard Empty
If Variable %T33% > ""
Variable Modify String: Append "; " to %T32%
End If
A Text Type: <TAB>
Clipboard Copy
Delay 400 Milliseconds
Variable Set String %T34% from Clipboard
Clipboard Empty
If Variable %T34% > ""
Variable Modify String: Append "; " to %T33%
End If
A Text Type: <TAB>
Clipboard Copy
Delay 400 Milliseconds
Variable Set String %T35% from Clipboard
Clipboard Empty
If Variable %T35% > ""
Variable Modify String: Append "; " to %T34%
End If

If keyword field is greater than nothing, append a semicolon to previous keyword ...

Timing is everything



Text Type: <TAB>



Activate Window: "Voyager Cataloging"



Alt Key Down



Text Type: fo



Alt Key Up



Delay 500 Milliseconds



Alt Key Down



Text Type: rnb



Alt Key Up



Wait For Window Title: "Voyager Cataloging - [New]"



Alt Key Down



Text Type: 8



Alt Key Up



Wait For Window Title: "008"

Macro 'failure' can often be fixed with a delay



Wait For Window Title: "Voyager Cataloging - [New]"



Alt Key Down

A

Text Type: 8



Alt Key Up



Wait For Window Title: "008"

A

Text Type: <ARROW DOWN><ARROW DOWN>



Delay 300 Milliseconds

A

Text Type: %T2%



If Variable %T41% > ""

A

Text Type: <ARROW DOWN><ARROW DOWN><ARROW DOWN><ARROW DOWN>m<



End If



If Variable %T46% = "CD"

A

Text Type: <ARROW DOWN><ARROW DOWN><ARROW DOWN><ARROW DOWN><A



End If



Alt Key Down

A

Text Type: o



Alt Key Up



Wait For Window Title: "Voyager Cataloging - [New]"

If there is a URL,
do this.

If the format is
"CD", do this.



Text Type

Keystrokes

<ARROW DOWN><ARROW DOWN><ARROW DOWN><ARROW DOWN>m<TAB><TAB><TAB><ARROW DOWN><ARROW DOWN><ARROW DOWN><ARROW DOWN>s<TAB><ENTER>

Alt	Arrow Right	Control Up	Home	Shift	Win
Alt Down	Arrow Up	Delete	Insert	Shift Down	Win Down
Alt Up	Backspace	End	Num Enter	Shift Up	Win Up
Arrow Down	Control	Enter	Page Down	Space	
Arrow Left	Control Down	ESC	Page Up	Tab	










F1 F2 F3 F4 F5 F6 F7 F8 F9 F10 F11 F12

Variables **Insert** Misc Keys **Insert** **Symbols**






☒ Type Text Normally ☐ Use Clipboard to Paste Text ☐ Send Text to Control

OK Cancel Help

Expanded text type box

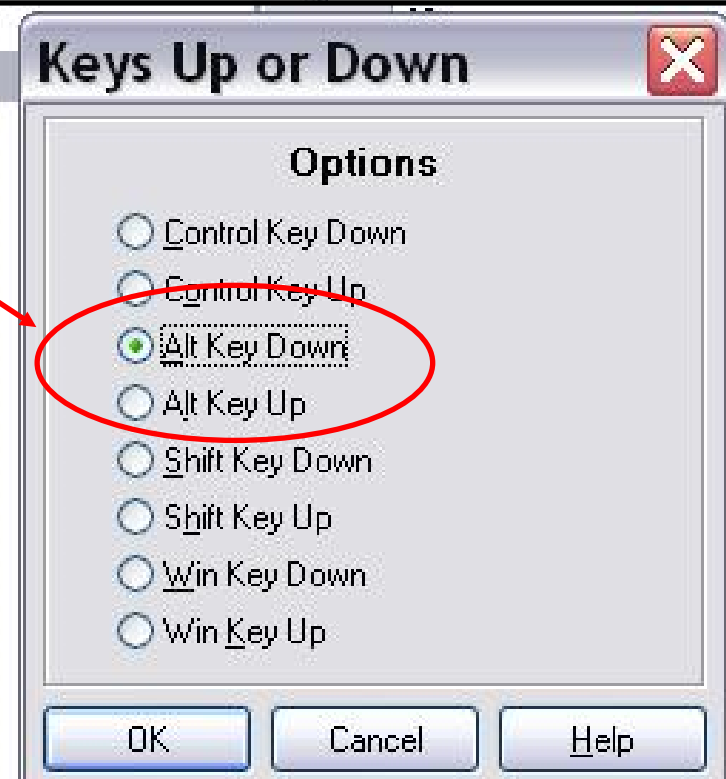
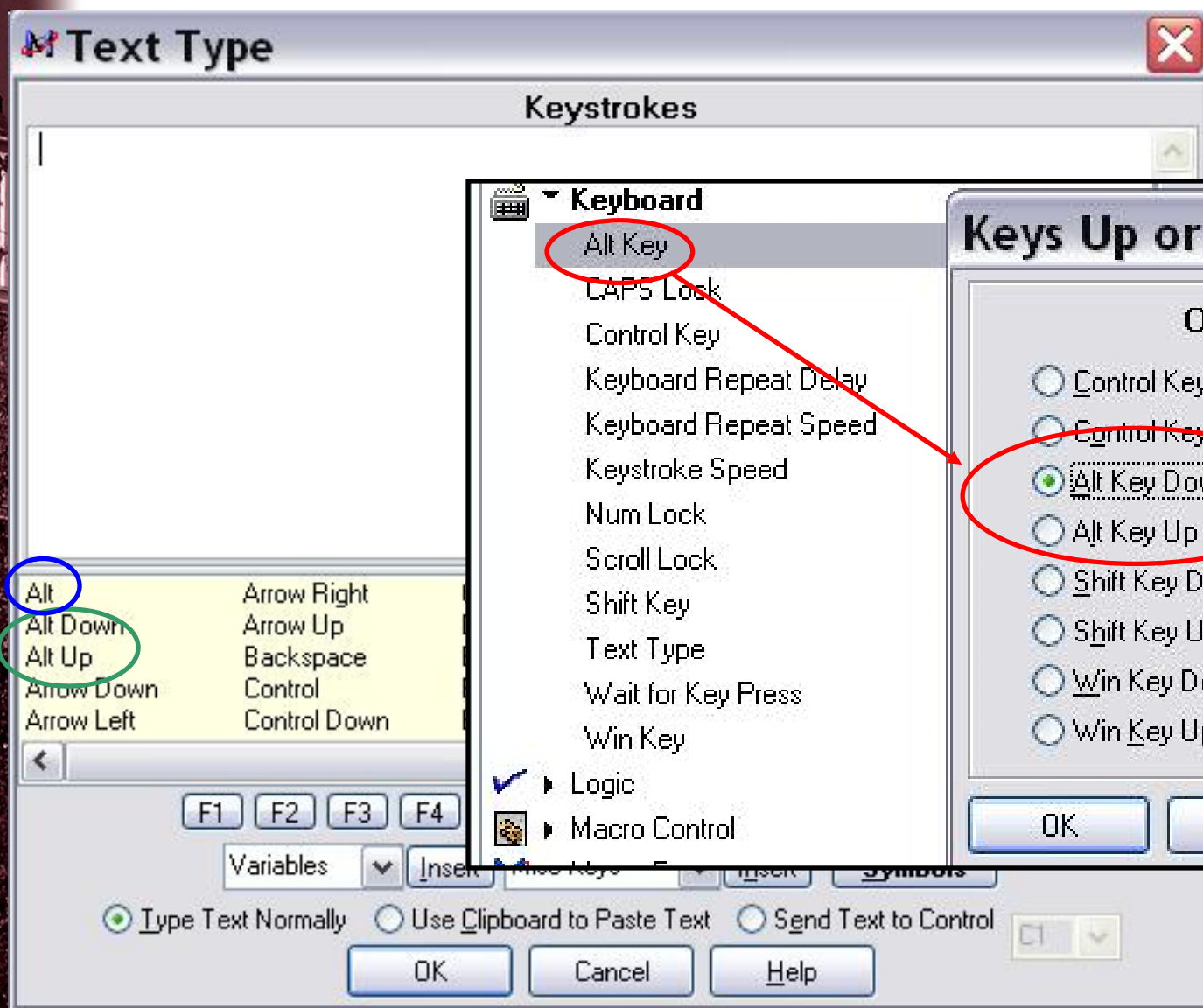
 Alt Key Down
 Text Type: o
 Alt Key Up
 Wait For Window Title: "Voyager Cataloging - [New]"
 If Variable %T41% > ""
 Alt Key Down
 Text Type: 6
 Alt Key Up
 Wait For Window Title: "006"

Three different ways to
do similar things

 Wait For Window Title: "006"
 Text Type: <ALT>f<ALT>w
 Text Type: <ARROW DOWN><ARROW DOWN>d<ENTER>
 Text Type: <ALT>y<ALT>c
 Wait For Window Title: "Voyager Cataloging - [New]"

 Text Type: <ALTD>s<ALTU>
 Delay 400 Milliseconds
 Text Type: <ALTD>p<ALTU><ALTD>m<ALTU>

Sometimes one
way works better
than another



Adding the 500 field for keywords. (The semicolons were added back in Access)

✓ If Variable %T32% > ""
A Text Type: <F4>500<TAB><TAB><TAB><F9>aKeyword(s):<SPACE>%T32%
✓ End If
✓ If Variable %T33% > ""
A Text Type: %T33%
✓ End If
✓ If Variable %T34% > ""
A Text Type: %T34%
✓ End If
✓ If Variable %T35% > ""
A Text Type: %T35%
✓ End If
✓ If Variable %T32% > ""
A Text Type: .
✓ End If

Inserting the variable

Authorized faculty names

If Variable %T30% > ""

Text Type: <F4>700<TAB>1<TAB><TAB><F9>a%T30%<SPACE><F9>u--<SPACE>%T31%<SPACE>--<F9>e Faculty advisor

If Variable %T30% contains "Pietroforte"

Text Type: <HOME><SHIFTD><END><SHIFTU><DELETE><F9>aPietroforte, Roberto,<F9>d1948<SPACE><F9>u--<...

End If

If Variable %T30% co

Text Type: <HOME

End If

If Variable %T30% co

Text Type: <HOME

End If

If Variable %T30% co

Text Type: <HOME

End If

If Variable %T30% co

Text Type: <HOME

End If

If Variable %T30% co

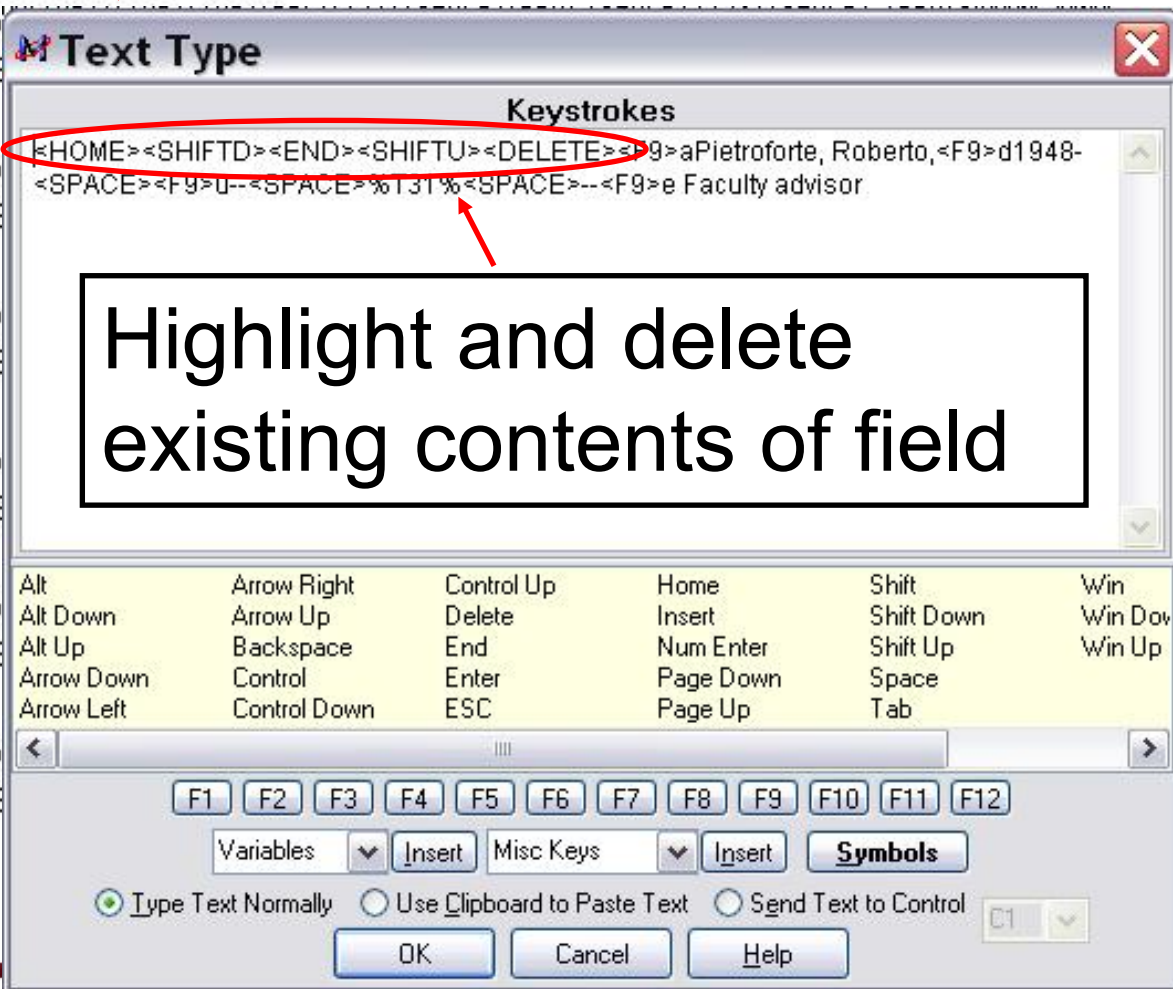
Text Type: <HOME

End If



















If Variable %T30% co

Text Type: <HOME

End If





-  Delay 1 Seconds
-  Control Key Down
-  Text Type: b
-  Control Key Up
-  Text Type: <ALTD>n<ALTU>
-  Wait For Window Title: "Voyager Cataloging - [Bib]"
-  If Variable %T46% contains "WITHELD"
-  Text Type: <ALTD>s<ALTU>
-  Delay 400 Milliseconds
-  Text Type: <ALTD>p<ALTU><ALTD>m<ALTU>
-  Delay 1 Seconds
-  Control Key Down
-  Text Type: b
-  Control Key Up
-  Text Type: <ALTD>n<ALTU>
-  Wait For Window Title: "Voyager Cataloging - [Bib]"
-  Text Type: <TAB><TAB><TAB><TAB><ENTER><TAB>
-  End If

If report is withheld,
record is suppressed

Save record
to database

Dismiss the
'change
import/replace
profile' dialog
box




- Alt Key Down
- Text Type: f
- Alt Key Up
- Delay 400 Milliseconds
- Text Type: l
- Delay 400 Milliseconds
- Wait For Window Title: "Print Labels"
- Delay 400 Milliseconds
- Text Type: <TAB>
- Delay 400 Milliseconds
- Text Type: <TAB>
- Delay 400 Milliseconds
- Text Type: <TAB>
- Delay 400 Milliseconds
- Text Type: <ARROW DOWN>
- Delay 100 Milliseconds
- Text Type: <ARROW DOWN>
- Delay 100 Milliseconds
- Text Type: <ARROW RIGHT>
- Delay 100 Milliseconds
- Text Type: <ARROW RIGHT>
- Delay 100 Milliseconds
- Text Type: <ARROW RIGHT>
- Delay 100 Milliseconds
- Text Type: <ARROW RIGHT>
- Delay 100 Milliseconds
- Text Type: <ARROW RIGHT>
- Delay 100 Milliseconds
- Text Type: <ARROW RIGHT>
- Delay 100 Milliseconds
- Text Type: <ARROW RIGHT>
- Delay 100 Milliseconds
- Shift Key Down
- Text Type: <END>
- Shift Key Up
- Delay 100 Milliseconds

The 'Print Labels' window is the only place where the Bib record number can be highlighted and copied

Voyager is picky here, so delays are added between each move

Bib number highlighted



Delay 100 Milliseconds
Control Key Down
Text Type: c
Control Key Up
Clipboard Copy
Variable Set String %T42% from Clipboard
Clipboard Empty
Delay 100 Milliseconds
Alt Key Down
Text Type: c
Alt Key Up
Alt Key Down
Text Type: re
Alt Key Up
Wait For Window Title: "Voyager Cataloging - [New Hldg"]

Copy the Bib no.
and save to a
variable for later
use

Close 'Print Label' window

Create holdings (mfhd)

the mfhd

If there is no URL ...



If Variable %T41% = ""



Text Type: <TAB><TAB><TAB><TAB><END><F8><END>%T1%



Text Type: <CTRLD><SHIFTD>7<CTRLU><SHIFTU>



End If



If Variable %T41% > ""



Text Type: <ALTD>7<ALTU><TAB><TAB><ENTER><ALTD>c<ALTU>



Delay 1 Seconds



If Variable %T57% contains "1"



Text Type: <ALTD>c<ALTU><TAB><TAB><END><F8>E-<END>%T



End If



If Variable %T57% does not contain "1"



Text Type: <ALTD>c<ALTU><TAB><TAB><END><F8>E-<END>%T



End If



End If



Control Key Down



Text Type: b



Control Key Up

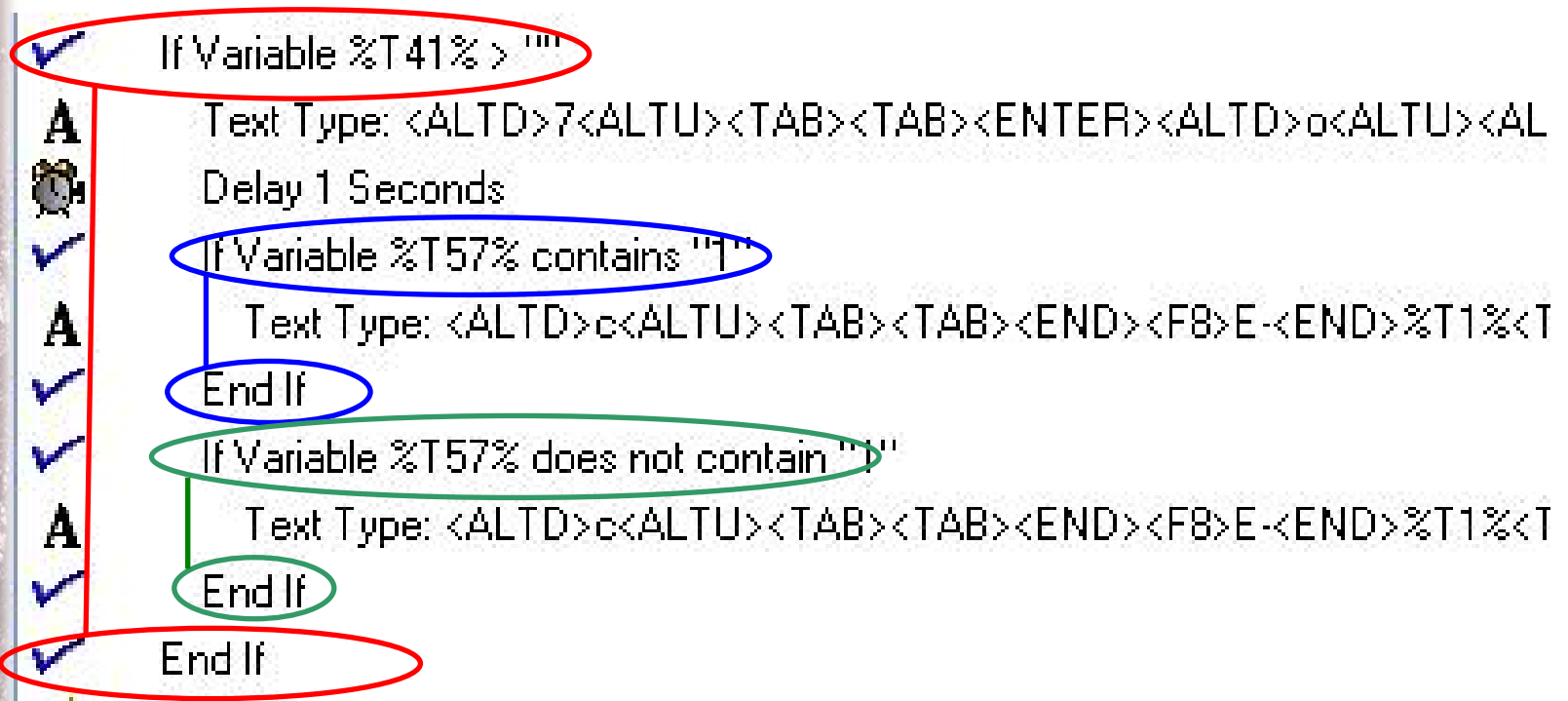
If there is a URL ...

& if the report is restricted ...

if not restricted ...

Save to database

If .. End If statements can be nested





Delay 1 Seconds



Alt Key Down



Text Type: it



Alt Key Up



Wait For Window Title: "Voyager Cataloging - [New Item]"



Control Key Down



Text Type: b



Control Key Up



Wait For Window Title: "Voyager Cataloging - [Item]"



Delay 1 Seconds



Alt Key Down



Text Type: fo



Alt Key Up



Delay 1 Seconds

Create item record

Save to database

Close all open records
(item, mfhd, bib)



Activate Window: "Projects test records"

A

Text Type: <TAB>

A

Text Type: <SHIFT><TAB>

A

Date/Time: Type out "mm/dd/yyyy h:mm:ss AMPM"

A

Text Type: <TAB>%T42%

A

Text Type: <TAB>

A

Text Type: <END>




Repeat End

Back to Access

Type the Date and time

Type in the Bib no.

End this pass and return to beginning



Start small and work your way up gradually

Test, test, test ...

Create a macro to use for testing parts of larger macros

Be careful with macros that take final actions – it might be better to do the final step by hand

Trial and error → eventual success



For a major project such as this, run the macro after hours, or on an otherwise unused pc – it can't run in the background while you do something else



Voyager Cataloging Keyboard Shortcuts

<http://www.niulib.niu.edu/cataloging/keyboardequivalents.html>

Creating a Macro

<http://www.library.yale.edu/cataloging/macroexpress/macxyalexp2.html>

Getting started with Macro Express

<https://support.endinfosys.com/cust/community/vgroup/eu2005/73.pdf>



MacroExpress®
The Windows® Automation Tool

30 day free trial available at: <http://www.macros.com/>
US \$39.95 / single copy